

## SSFA comparison

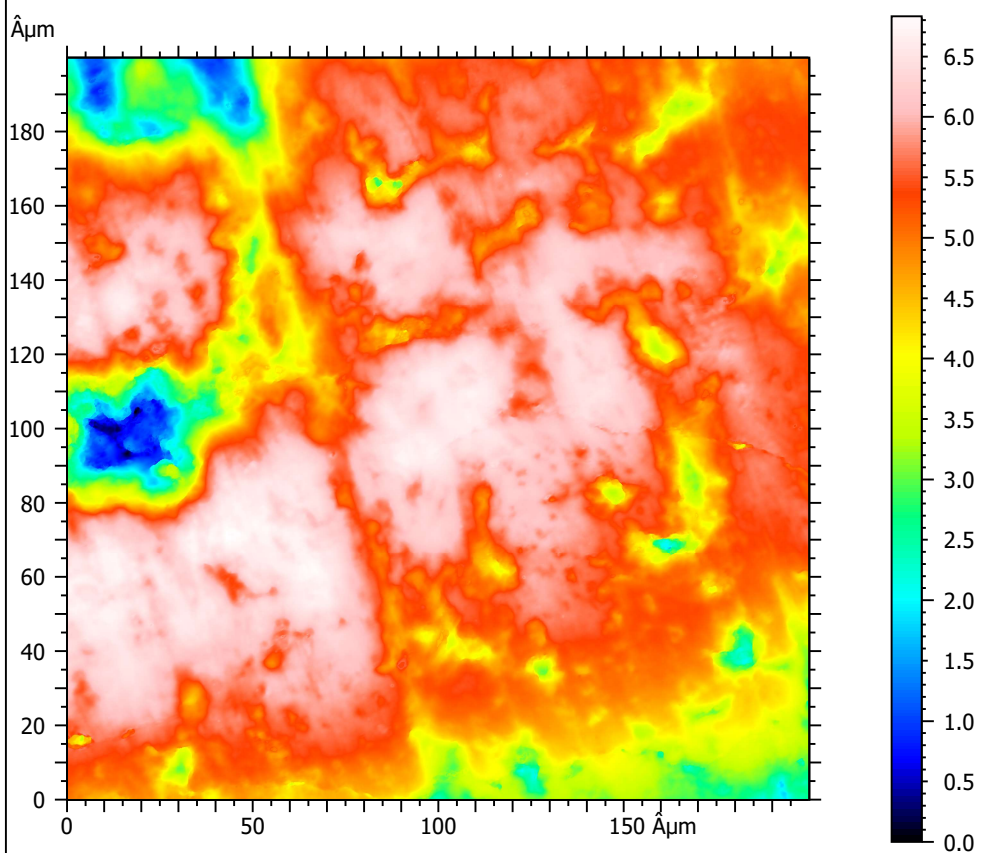
Template to process all surfaces acquired with the Leica DCM8 with the 100x/0.90 objective.

### A. Processing

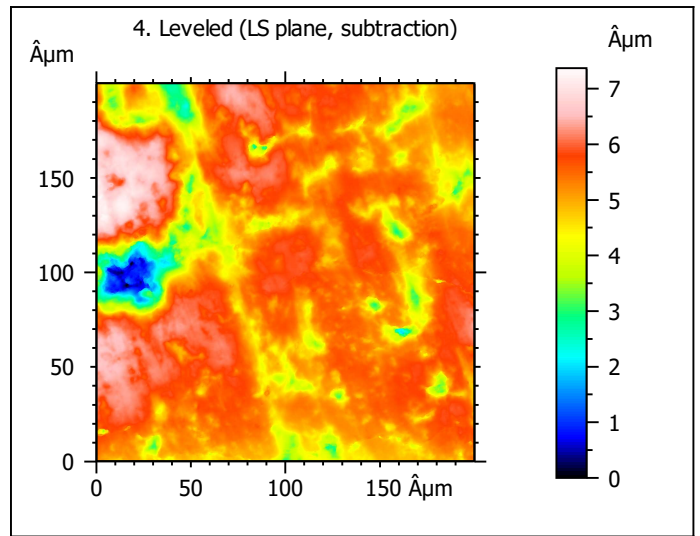
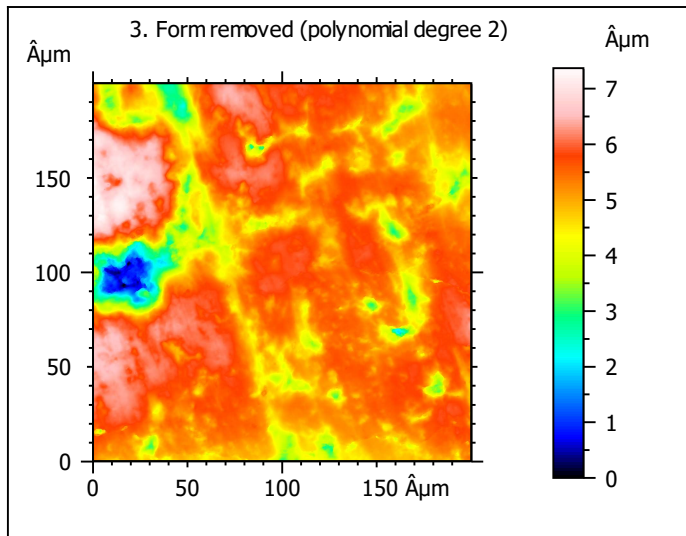
#### Identity card

Name:	L5_Ovis_31042_lm2_sin		
File path:	D:\Data\3Ddata\SSFA\Sheeps\Original surfaces\L5_Ovis_31042_lm2_sin.sur		
Studiable type:	Surface		
Axis:	X		
Length:	199.9	Åµm	
Size:	1551	points	
Spacing:	0.1290	Åµm	
Axis:	Y		
Length:	199.9	Åµm	
Size:	1551	points	
Spacing:	0.1290	Åµm	
Axis:	Z		
Length:	6.833	Åµm	
Size:	358625806	digits	
Spacing:	1.905e-08	Åµm	
NM-points ratio:	0.000 % (0 Pts)		

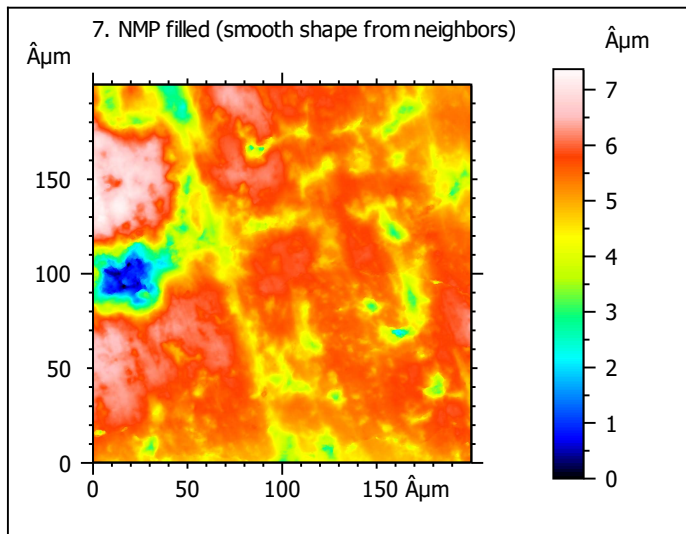
1. Acquired surface



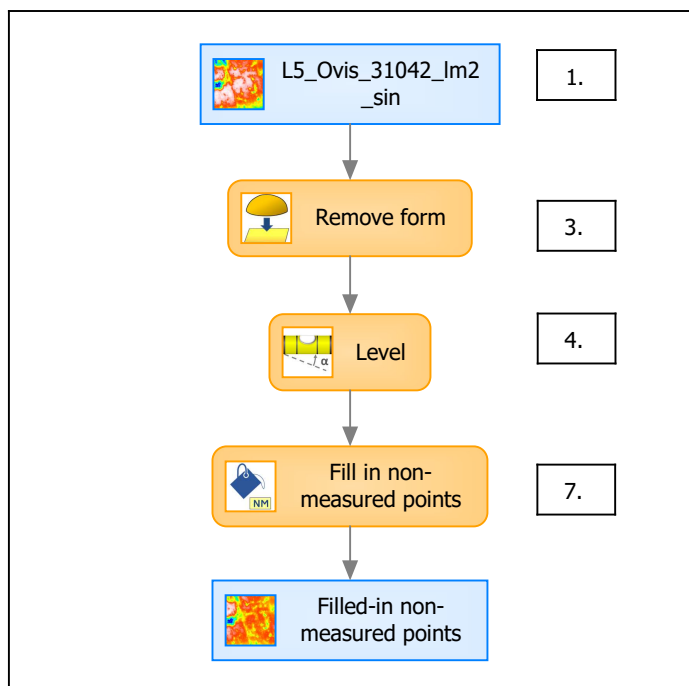
*Note that the surfaces have been preprocessed (mirrored in z, cut to 200x200 µm and automatically cleaned) according to Merceron et al. (2016), Proc. R. Soc. B 283: 20161032.*



Identity card	
Name:	L5_Ovis_31042_lm2_... > Leveled (LS-plane)
Axis:	Z
NM-points ratio:	0.000 % (0 Pts)



## B. Summary



### Identity card

Name: L5\_Ovis\_31042\_Im2\_sin > Form removed (LS-poly 2) > Leveled (LS-plane) > Filled-in non-measured points

Studiabale type: Surface

**Axis: X**

Length: 199.9 Åµm  
Size: 1551 points  
Spacing: 0.1290 Åµm

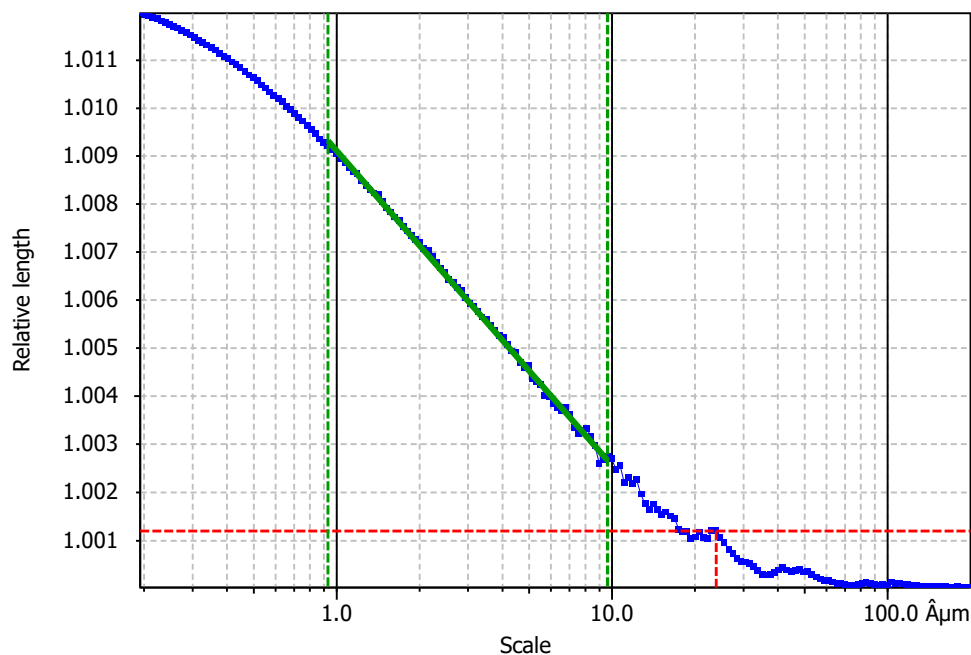
**Axis: Y**

Length: 199.9 Åµm  
Size: 1551 points  
Spacing: 0.1290 Åµm

**Axis: Z**

Layer type: Unknown

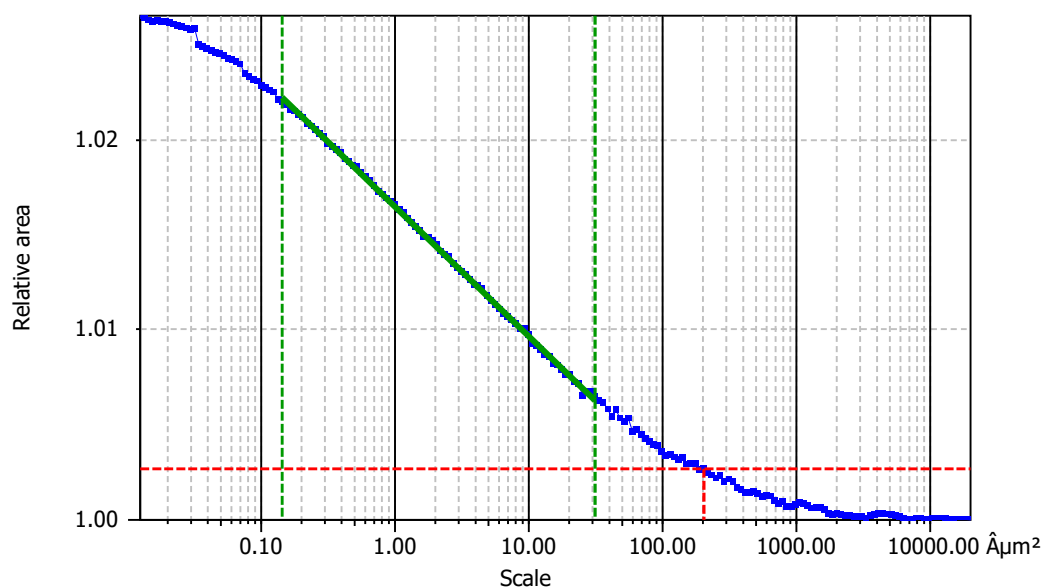
Length: 7.370 Åµm  
Size: 193413144 digits  
Spacing: 3.811e-08 Åµm

**Information**

Method	Length-scale (rows)
--------	---------------------

**Parameters**

Parameters	Value	Unit	Comment
epLsar	0.001528		Length-scale anisotropy (Sfrax) (1.8 Åμm, 5°)
NewEplsar	0.01775		Length-scale anisotropy (1.8 Åμm, 5°)

**Information**

Method	Area-scale (four corners)
--------	---------------------------

**Parameters**

Parameters	Value	Unit	Comment
R <sup>2</sup>	0.9995		Reg. coefficient R <sup>2</sup>
Asfc	2.935		Fractal complexity
Smfc	5.577	Åμm <sup>2</sup>	Scale of max complexity
HAsfc9	0.2964		Heterogeneity of Asfc (3x3)
HAsfc81	0.8029		Heterogeneity of Asfc (9x9)